

## E-Z LINER™ DISPOSABLE GRAVITY CUP LINERS



190966 (OMX-70-K48) –  
Box of 48, with bushings,  
insertion tool, and adapters

**NEW**

192177 (OMX-70-K10) –  
Kit of 10 with bushings,  
insertion tool, and adapters



# DEVILBISS

ITW Automotive Refinishing  
An Illinois Tool Works Company  
1724 Indian Wood Circle  
Maumee, OH 43537-4048  
Telephone 419-891-8100  
Fax 419-891-8110  
www.devilbiss.com

Customer Service 1-800-445-3988

© 2001 ITW Automotive Refinishing Form No. A-2938-A Litho in U.S.A. 10/01

# DEVILBISS

## E-Z LINER™ DISPOSABLE GRAVITY CUP LINERS



### SAVE TIME AND MONEY THE E-Z WAY



### SAVING PAINTERS TIME

- Saves clean-up time and mess
- Allows gun to be sprayed in all cup positions (even upside-down) without cup lid leaks or spitting
- Fast color changes
- Spray guns last longer and require less maintenance – no need for gun washer which contaminates gun with dirty solvent
- Reduces personal exposure to solvents
- Use with Devilbiss, Binks and FinishLine cups. Adapters provided for use with other brand cups.



**FITS MOST  
BRANDS!**




Over 1 gal.  
without E-Z Liners

Only 24 oz.  
with E-Z Liners

Based on 12 cleanups a day, the photo above shows typical cleaning solvent usage with and without E-Z liners.

### SAVING SHOPS MONEY

- Greatly reduces solvent required to clean cup and inside of gun
- Reduces solvent disposal costs
- Increases productivity
- Saves material by using all the paint in all cup positions
- Eliminates need for gun washer and related costs



## HERE'S WHAT PAINTERS AND SHOP MANAGERS ARE SAYING ABOUT DEVILBISS E-Z LINERS

"I use E-Z liners for every job I do - adhesion promoters, primers, basecoats, clearcoats. I can spray upside-down and it's much easier to clean."

— Brent Woodcock, Painter  
Bradford, ONT



"Shop owners are always looking for ways to save money. Now with the liners, I only buy lacquer thinner in a 5-gallon pail, instead of a 55-gallon drum. The liners save a lot of time, and save a lot of thinner."

— Tony Mendez, Shop Owner  
Miami, FL



"You can turn the gun upside-down, and that's a real advantage. The liners keep the gun much cleaner, so it makes for much faster cleanup."

— Richard Bosacco, Painter  
Sterling, VA



"I still spray my own cars. I use (another major brand) gun and use the adapter that comes with the liners, and the bags work great."

— Henry Brum, Estimator & Former Painter  
Bakersfield, CA




"Our painters really like them. I like them because if it saves each painter 20 minutes a day in cleaning their guns, it adds up to BIG savings for us by the end of the month."


— Terry Gulick, Shop Manager  
Winchester, VA



## E-Z TO INSTALL



**1...**  
Insert the bushing into the liner



**2...**  
Insert liner into cup



**3...**  
Pour paint into liner



**4...**  
Zip it up, push on lid, and PAINT

## E-Z TO CLEAN



**1...**  
Pull trigger to drain paint into liner



**2...**  
Pull out liner and dispose of properly

**3...**  
Flush gun fluid passage with **ONLY 2 oz.** of solvent!

## E-Z WAY TO REDUCE COSTS

### SHOP SAVINGS EXAMPLE

Assumes solvent cost of \$5/gal., disposal cost of \$200/drum, and labor rate of \$15/hr.

This is an example. Results will differ based on local costs.

#### Without E-Z Liner

Assumes 12 oz. of solvent for cleanup and disposal, and 4 minutes of cleaning time.

\$1.84	Total cost/cleanup
x 12	Cleanups/day
x 20	Days/month
<b>\$441.60</b>	Monthly Cost
x 12	Months/year
<b>\$5,299.00</b>	Annual Cost
+ 600.00	Yearly Gun Washer Solvent & Disposal Costs
<b>\$5,899.00</b>	Total Annual Costs <u>Without</u> Liners

#### With E-Z Liners

Assumes 2 oz. of solvent for cleanup and disposal, and 2 minutes of cleaning time.

.64	Total cost/cleanup
x 12	Cleanups/day
x 20	Days/month
<b>\$153.60</b>	Monthly cost
x 12	Months/year
<b>\$1,843.20</b>	Annual Cost
+1,670.40	E-Z Liner = .58 x 12 liners/day x 240 days/year
<b>\$3,513.60</b>	Total Annual Costs <u>With</u> Liners

Cost Savings Using E-Z Liners = **\$2,385.40**